

TSR-3214



FEATURES

- Rated Power: 0.25W
- 5 Turns
- Precision Adjustable
- Reliable Performance
- Small Size
- High Precision

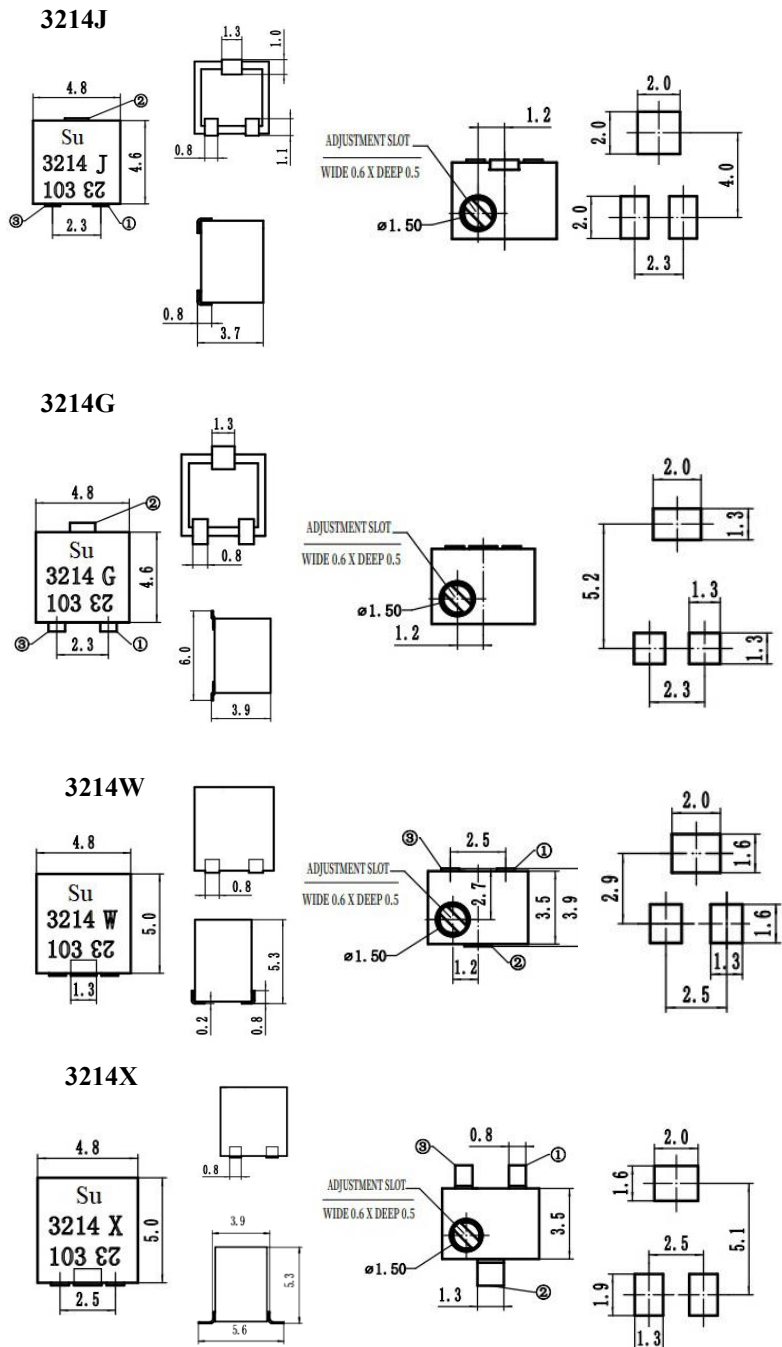
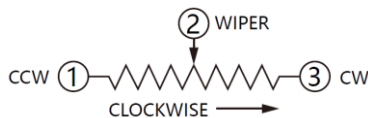
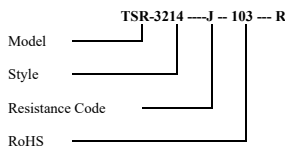
Electrical Characteristics	
Standard Resistance Range	10Ω-2MΩ
Resistance Tolerance	±10%
End Resistance	≤±1% R or 3Ω
Contact Resistance Variation	≤3%R or 3Ω
Insulation Resistance	500 Vdc, R1≥1GΩ
Withstanding Voltage	101.3Kpa, 500 Vac; 8.5Kpa, 250 Vac
Dielectric Strength Sea Level	500 Vac(1 minute)
Adjustment Angle	4±2 Turns

Environmental Characteristics	
Max. Soldering Exposure	250°C, 10 seconds
Power Rating(300 volts max.)	70°C, 0.25W; 125°C, 0W
Operating Temp. Range	-55°C ~ + 125°C
Temperature Coefficient	±250 · ±100 ppm /°C
Temperature Variation	ΔR≤±2%R, Δ(Uab/Uac) ≤±1%
Vibration	10-500Hz, 0.75mm, 6h ΔR≤±1%R, Δ(Uab/Uac) ≤±2%
Shock	100G, ΔR≤±1%R, Δ(Uab/Uac) ≤±2%
70°C Electrical Endurance	1000 hours @ 70°C Rated Power; ΔR≤±3%R
Rotational Life	200 cycles · ΔR≤±3%R

Physical Characteristics	
Mechanical Angle	5±2 Turns
Starting Torque	≤25 mN.m
Stop Strength	≤35 mN.m

Standard Resistance table	
Resistance (Ohms)	Resistance Code
10	100
20	200
50	500
100	101
200	201
500	501
1,000	102
2,000	202
5,000	502
10,000	103
20,000	203
50,000	503
100,000	104
200,000	204
500,000	504
1,000,000	105
2,000,000	205

How to Order



DIMENSIONS: MM

TOLERANCES: ±0.3 MM EXCEPT WHERE NOTED

Note: Specifications are subject to change without notice. For more detail and update, please visit our website.